

TASCAM iXZ

MIC & GUITAR INTERFACE

OWNER'S MANUAL

Thank you for your purchase of the TASCAM iXZ Mic & Guitar Interface. Before connecting and using the unit, please take time to read this manual thoroughly to ensure you understand how to properly set up and connect the unit, as well as the operation of its many useful and convenient functions. After you have finished reading this manual, please keep it in a safe place for future reference. You can also download this Owner's Manual from the TEAC Global Site (<https://teac-global.com/>).

IMPORTANT SAFETY INFORMATION

- Do not use this apparatus near water.
- Clean only with dry cloth.
- Refer all servicing to qualified service personnel. Servicing is required when the apparatus has been damaged in any way, such as power supply cord or plug is damaged, liquid has been spilled or objects have fallen into the apparatus, the apparatus has been exposed to rain or moisture, does not operate normally, or has been dropped.
- Do not expose this apparatus to drops or splashes.
- Do not place any objects filled with liquids, such as vases, on the apparatus.
- Avoid installing this unit on top of any heat-generating electrical device such as a power amplifier.
- If the unit is moved from a cold to a warm place, or used after a sudden temperature change, there is a danger of condensation: vapor in the air could condense in the internal mechanism, making correct operation impossible. To prevent this, or if this occurs, let the unit sit for one or two hours at the new room temperature before using.

FOR U.S.A.

INFORMATION TO THE USER

This equipment has been tested and found to comply with the limits for a Class B digital device, pursuant to Part 15 of the FCC Rules. These limits are designed to provide reasonable protection against harmful interference in a residential installation.

This equipment generates, uses, and can radiate radio frequency energy and, if not installed and used in accordance with the instruction manual, may cause harmful interference to radio communications. However, there is no guarantee that interference will not occur in a particular installation. This equipment does cause harmful interference to radio or television reception, which can be determined by turning the equipment off and on, the user is encouraged to try to correct the interference by one or more of the following measures:

- Reorient or relocate the receiving antenna.
- Increase the separation between the equipment and receiver.
- Connect the equipment into an outlet on a circuit different from that to which the receiver is connected.
- Consult the dealer or an experienced radio/TV technician for help.

CAUTION

Changes or modifications to this equipment not expressly approved by TEAC CORPORATION for compliance could void the user's authority to operate this equipment.

THIS CLASS B DIGITAL APPARATUS COMPLIES WITH CANADIAN ICES-003. CET APPAREIL NUMÉRIQUE DE LA CLASSE B EST CONFORME À LA NORME NMB-003 DU CANADA.

For European customers

Disposal of electrical and electronic equipment

- All electrical and electronic equipment should be disposed of separately from the municipal waste stream via collection facilities designated by the government or local authorities.
- By disposing of electrical and electronic equipment correctly, you will help save valuable resources and prevent any potentially negative effects on human health and the environment.
- Improper disposal of waste electrical and electronic equipment can have serious effects on the environment and human health because of the presence of hazardous substances in them.
- The Waste Electrical and Electronic Equipment (WEEE) symbol, which shows a wheeled bin that has been crossed out, indicates that electrical and electronic equipment must be collected and disposed of separately from household waste.

Return and collection systems are available to end users. For more detailed information about the disposal of old electrical and electronic equipment, please contact your city office, waste disposal service or the shop where you purchased the equipment.

Disposal of batteries and/or accumulators

- Waste batteries and/or accumulators should be disposed of separately from the municipal waste stream via collection facilities designated by the government or local authorities.
- By disposing of waste batteries and/or accumulators correctly, you will help save valuable resources and prevent any potentially negative effects on human health and the environment.
- Improper disposal of waste batteries and/or accumulators can have serious effects on the environment and human health because of the presence of hazardous substances in them.
- The WEEE symbol, which shows a wheeled bin that has been crossed out, indicates that batteries and/or accumulators must be collected and disposed of separately from household waste.

If a battery or accumulator contains more than the specified values of lead (Pb), mercury (Hg), and/or cadmium (Cd) as defined in the Battery Directive (2006/66/EC), then the chemical symbols for those elements will be indicated beneath the WEEE symbol.

Return and collection systems are available to end users. For more detailed information about the disposal of waste batteries and/or accumulators, please contact your city office, waste disposal service or the shop where you purchased them.

Summary of this device

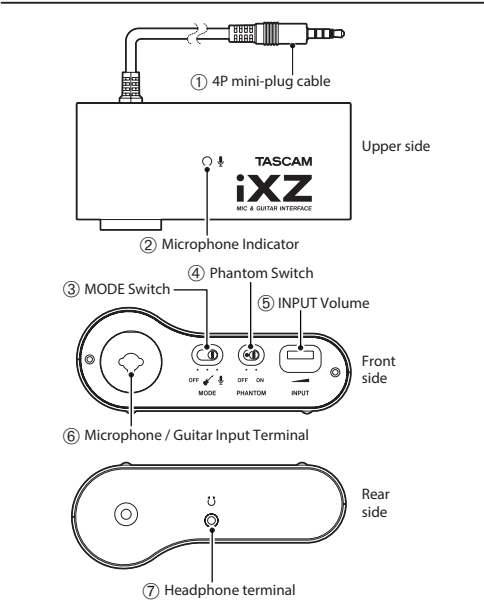
- This device is a microphone/guitar interface for recording sound using software compatible with a microphone input by connecting an iOS or Android device.*
- 4 pole terminal (CTIA) required.
- This device is equipped with XLR with an internal phantom power supply and a standard combo jack.
- This device is compact and portable, and can operate with only two alkaline or nickel/hydrate "AA" batteries.

Included items

This product includes the following items. Take care when opening the package to avoid damaging the items. Keep the packing materials for transportation in the future.

- Please contact the store where you purchased this unit if any of these items are missing or have been damaged during transportation.
- iXZ Package.....x1
- Owner's Manual (this manual) including warranty.....x1
- AA alkaline batteries.....x2

Names and function of parts



- 4P mini-plug cable**
A cable with 3.5mm 4P jack plug (about 500mm in length). For connecting to the headphone jack of an iOS or Android device*. Monophonic sound from this device is output to an iOS or Android device, and headphones sound output from the iOS or Android device is input to this device.
* 4 pole terminal (CTIA) required.
- Microphone Indicator**
When converting the MODE (input) into microphone, this indicator starts blinking.
If the indicator becomes dim, replace the batteries with new ones.

- MODE Switch**
Change according to the input. When connecting the XLR plug of a microphone, select "Microphone". When connecting the standard plug of a guitar, select "Guitar". When not in use, leave the switch off.
- Phantom Switch**
Switch on when a condenser microphone is connected. Provides a power supply to operate a condenser microphone. When switched on, a red mark appears on the back of the switch. When a condenser microphone is not used, leave the switch off.

- INPUT Volume**
This is for adjusting the input level of sounds from the connected microphone, and will output to an iOS or Android device.
- Microphone / Guitar Input Terminal**
This is a combo jack for XLR and standard mono. The mono standard plug of a guitar or the XLR plug of a microphone can be connected.

Note
It is recommended to use a microphone working with under 5.0mA phantom current.
(Please note that microphones with 6.3 mm-plug cannot be used with this terminal.)

- Headphone terminal**
You can adjust the output of headphones sounds from an iOS or Android device by connecting to the headphone jack.

INTERFACE MICROPHONE

& GUITARE

MODE D'EMPLOI

Merci pour avoir acheté interface microphone & guitare TASCAM iXZ. Avant de connecter et d'utiliser l'appareil, veuillez prendre le temps de lire attentivement ce mode d'emploi afin de bien comprendre comment installer et utiliser l'appareil correctement ainsi que l'emploi de ses fonctions pratiques et variées. Après avoir lu le mode d'emploi, veuillez le conserver dans une endroit sûr afin de pouvoir vous y référer dans le futur.

Vous pouvez aussi télécharger ce mode d'emploi depuis le site mondial de TEAC (<https://teac-global.com/>).

INSTRUCTIONS DE SÉCURITÉ

IMPORTANTES

- N'utilisez pas cet appareil avec de l'eau à proximité.
- Nettoyez-le uniquement avec un chiffon sec.
- Confiez toute réparation à des techniciens ménagers municipaux qualifiés. Une réparation est nécessaire si l'appareil a été endommagé d'une quelconque façon, par exemple si le cordon ou la fiche d'alimentation est endommagé, si du liquide a été versé sur l'appareil ou si des objets sont tombés dedans, si l'appareil a été exposé à la pluie ou à l'humidité, s'il ne fonctionne pas normalement, ou s'il est tombé.
- N'exposez pas cet appareil aux gouttes ni aux éclaboussures.
- Ne placez pas d'objet rempli de liquide sur l'appareil, comme par exemple un vase.
- Évitez d'installer cet appareil sur un autre appareil électrique générant de la chaleur tel qu'un amplificateur de puissance.
- Si l'appareil est déplacé d'un endroit froid dans un endroit chaud, ou utilisé après un changement brusque de température, il y a risque de condensation d'humidité: la vapeur dans l'air peut se condenser sur le mécanisme interne, rendant tout fonctionnement correct impossible. Pour éviter ceci, ou si de la condensation se produit, laissez l'appareil pendre une ou deux heures à la nouvelle température de la pièce avant de l'utiliser.

Pour les consommateurs européens

Mise au rebut des équipements électriques et électroniques

- Tout équipement électrique et électronique doit être traité séparément du reste de la basure ménagère municipale. Les points de collecte désignés par le gouvernement ou les autorités locales.
- En vous débarrassant correctement des équipements électriques et électroniques, vous contribuerez à la sauvegarde de précieuses ressources et à la prévention de potentiels effets négatifs sur la santé humaine et l'environnement.
- Le traitement incorrect des déchets d'équipements électriques et électroniques peut avoir des effets graves sur l'environnement et la santé humaine car ils contiennent des substances dangereuses.
- Le symbole de déchets d'équipements électriques et électroniques (DEEE), qui représente une poubelle à roulettes barrée d'une croix, indique que l'équipement électrique et électronique doit être collecté et traité séparément des déchets ménagers.
- Des systèmes de retour et de collecte sont disponibles pour l'utilisateur final. Pour des informations plus détaillées sur la mise au rebut des équipements électriques et électroniques, veuillez contacter votre mairie, le service d'ordures ménagères ou le magasin auprès duquel vous avez acquis l'équipement.

Mise au rebut des batteries et/ou accumulateurs

- Les batteries et/ou accumulateurs hors d'usage doivent être traités séparément de la collecte d'ordures ménagères municipales dans des points de collecte désignés par le gouvernement ou les autorités locales.
- En vous débarrassant correctement des batteries et/ou accumulateurs hors d'usage, vous contribuerez à la sauvegarde de précieuses ressources et à la prévention de potentiels effets négatifs sur la santé humaine et l'environnement.
- Le traitement incorrect des batteries et/ou accumulateurs hors d'usage peut avoir des effets graves sur l'environnement et la santé humaine car ils contiennent des substances dangereuses.
- Le symbole de déchets d'équipements électriques et électroniques (DEEE), qui représente une poubelle à roulettes barrée d'une croix, indique que les batteries et/ou accumulateurs doivent être collectés et traités séparément des déchets ménagers.
- Si une batterie ou un accumulateur contient plus que les valeurs de plomb (Pb), mercure (Hg) et/ou cadmium (Cd) définies dans la directive sur les batteries (2006/66/CE), alors les symboles chimiques de ces éléments seront indiqués sous le symbole DEEE.
- Des systèmes de retour et de collecte sont disponibles pour l'utilisateur final. Pour des informations plus détaillées sur la mise au rebut des batteries et/ou accumulateurs, veuillez contacter votre mairie, le service d'ordures ménagères ou le magasin auprès duquel vous avez acquis.

Présentation de cet appareil

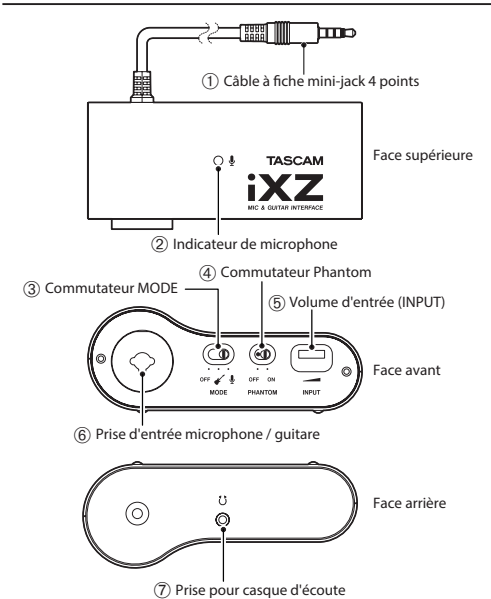
- Cet appareil est une interface de microphone/guitare pour l'enregistrement audio sur un appareil iOS ou Android* à l'aide d'un logiciel compatible avec une entrée microphone.
- Terminal 4 pôles (CTIA) requis.
- Cet appareil est muni d'une prise XLR avec une alimentation fantôme interne et de la sortie casque d'un appareil iOS ou Android.
- Cet appareil est compact et portable, et peut fonctionner avec seulement deux piles alcalines ou hydrure de nickel + AA*.

Éléments fournis

Le produit est livré avec les éléments suivants. Ouvrez l'emballage avec soin pour ne pas endommager ces éléments. Conservez les matériaux d'emballage pour de futurs transports. Si un élément quelconque est manquant ou a été endommagé durant le transport, veuillez contacter le magasin dans lequel vous avez acheté cette unité.

- Emballage iXZ.....x1
- Mode d'emploi (ce document) incluant la garantie.....x1
- Piles alcalines AA.....x2

Nomenclature et fonctions des parties



- Câble à fiche mini-jack 4 points**
Câble à fiche mini-jack 4 points de 3,5 mm (environ 500 mm de long). À connecter à la prise casque d'un appareil iOS ou Android*. Le son monophonique de cet appareil est envoyé à un appareil iOS ou Android et le son de la sortie casque de l'appareil iOS ou Android est reçu par cet appareil.
* Terminal 4 pôles (CTIA) requis.
- Indicateur de microphone**
Si le MODE (entrée) sur le microphone, cet indicateur clignote. Si l'indicateur devient moins brillant, remplacez les piles par des neuves.
- Commutateur MODE**
Changez le réglage de ce commutateur en fonction de l'entrée. Si vous branchez la fiche XLR d'un microphone, sélectionnez "Microphone". Si vous branchez la fiche standard d'une guitare, sélectionnez "Guitar" (G).
Quand il n'est pas utilisé, laissez-le en position OFF.
- Commutateur Phantom**
Réglez ce commutateur sur ON quand un microphone à condensateur est connecté. Fournit une alimentation pour un microphone à condensateur. Quand ce commutateur est réglé sur ON, une marque rouge apparaît à l'arrière du commutateur. Quand aucun microphone à condensateur n'est utilisé, laissez ce commutateur sur OFF.
- Volume d'entrée (INPUT)**
Il sert à ajuster le niveau d'entrée des sons captés par le microphone connecté, qui seront envoyés à un appareil iOS ou Android.
- Prise d'entrée microphone / guitare**
C'est une prise mixte pour XLR et jack 6,35 mm mono standard. Vous pouvez y connecter la fiche standard d'une guitare ou la fiche XLR d'un microphone.

Note
Il est recommandé d'utiliser un microphone fonctionnant avec une alimentation fantôme de moins de 5,0 mA.
Veuillez noter que les microphones munis d'une fiche jack 6,35 mm ne peuvent pas être utilisés avec cette prise.

- Prise pour casque d'écoute.**
Vous pouvez contrôler les sons de la sortie casque d'un appareil iOS ou Android en branchant un casque à cette prise.

INTERFACE PARA MICROFONO Y GUITARRA

MANUAL DE INSTRUCCIONES

Gracias por su compra de este interface TASCAM iXZ para Microfóno y Guitarra.

Antes de conectar y utilizar el aparato, lea este manual atentamente para comprender completamente cómo configurar y conectar el aparato adecuadamente, así como para saber cómo operar las diversas funciones útiles y convenientes. Después de leer este manual, guárdelo en un lugar seguro para futuras consultas. También puede descargarse este Manual de Instrucciones desde la página web global de TEAC (<https://teac-global.com/>).

INSTRUCCIONES IMPORTANTES DE SEGURIDAD

- No utilice este aparato cerca del agua.
- Limpie este aparato solo con un trapo seco.
- Consulte cualquier posible avería o servicio técnico oficial. Este aparato deberá ser revisado cuando se haya dañado de alguna forma, como por ejemplo si el cable de corriente o el enchufe se ha roto, si se ha deramado cualquier líquido o se ha introducido un objeto dentro de la unidad, si el aparato ha quedado expuesto a la lluvia o a la humedad, si su función normalmente o si se ha caído al suelo.
- No permita que este aparato quede expuesto a salpicaduras de ningún tipo.
- No coloque objetos que contengan líquidos, como jarrones, encima de este aparato.
- Evite instalar este aparato por encima de cualquier dispositivo eléctrico que genere calor como un amplificador de potencia.
- Si se desplaza el aparato de un lugar frío a un lugar caliente, o se lo utiliza después de un cambio de temperatura, existe el peligro de condensación; el vapor en el aire podría condensarse en el mecanismo interno, impobilitando el funcionamiento correcto. Para prevenir esto, o si esto ocurre, deje el aparato durante una o dos horas en el nuevo entorno antes de utilizarlo.

Para los usuarios de la Unión Europea

Eliminación de aparatos eléctricos y electrónicos

- Cualquier aparato eléctrico/electrónico debe ser eliminado separado del resto de basura orgánica y únicamente en los "puntos limpios" especificados por el Ayuntamiento/empresa de limpieza.
- Con la eliminación correcta de este tipo de aparatos estará ayudando a conservar recursos muy valiosos y a evitar los posibles efectos negativos en la salud y en el medio ambiente.
- La eliminación incorrecta de este tipo de aparatos puede producir efectos muy dañinos en el medio ambiente y en la salud producidos por las sustancias peligrosas que pueden contener.
- El símbolo de Eliminación de Aparatos Eléctricos y Electrónicos (WEEE en inglés) identifica por un cubo de basura tachado, indica que este tipo de aparatos debe ser eliminado de forma totalmente independiente con respecto a la basura orgánica.
- Existen "puntos limpios" a disposición del usuario final para la eliminación de este tipo de aparatos. Si necesita más información acerca de la forma de eliminar aparatos eléctricos y electrónicos antiguos, póngase en contacto con su Ayuntamiento. La empresa de limpieza correspondiente o con el comercio en el que adquirió ese aparato.

Eliminación de pilas y/o acumuladores

- Las pilas y/o acumuladores gastados deben ser eliminados separados del resto de basura orgánica y únicamente en los "puntos limpios" especificados por el Ayuntamiento/empresa de limpieza.
- Con la eliminación correcta de este tipo de aparatos estará ayudando a conservar recursos muy valiosos y a evitar los posibles efectos negativos en la salud y en el medio ambiente.
- La eliminación incorrecta de este tipo de elementos puede producir efectos muy dañinos en el medio ambiente y en la salud producidos por las sustancias peligrosas que pueden contener.
- El símbolo WEEE (en inglés) identifica por un cubo de basura tachado, indica que este tipo de elementos deben ser eliminados de forma totalmente independiente con respecto a la basura orgánica.
- Si una pila o acumulador contiene más que los valores de plomo (Pb), mercurio (Hg) y/o cadmio (Cd) superior a las fijadas en la Directiva relativa a las pilas (2006/66/CE), aparecerán también los símbolos químicos de esos elementos debajo del símbolo WEEE.
- Existen "puntos limpios" a disposición del usuario final para la eliminación de pilas y/o acumuladores gastados. Si necesita más información acerca de la forma de eliminar estos elementos, póngase en contacto con su Ayuntamiento, la empresa de limpieza correspondiente o con el comercio en el que adquirió dichas pilas/acumuladores.

Resumen de este dispositivo

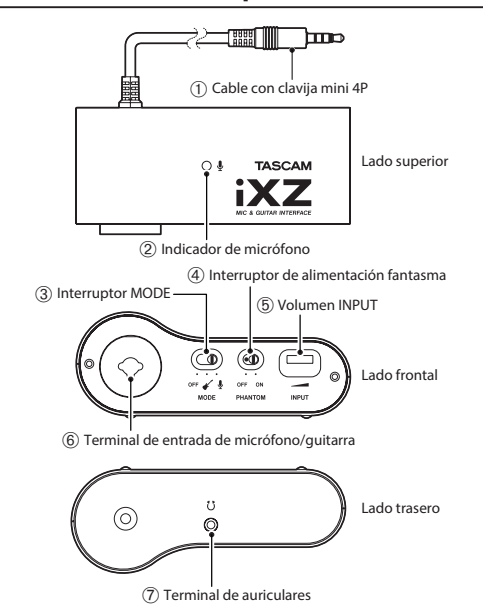
- Este dispositivo es un interface de microfóno/guitarra para la grabación de sonidos a través de software compatible con una entrada de microfóno conectado a un dispositivo iOS o Android*.
- Se requiere una terminal de 4 polos (CTIA).
- Este dispositivo provee una conexión XLR con suministro de energía fantasma interno y toma combinada estándar.
- Este dispositivo es compacto y portátil, y puede funcionar solamente con dos pilas alcalinas o de níquel-hidruro metálico de tamaño AA*.

Elementos incluidos

Dentro del embalaje encontrará los siguientes elementos. Tenga cuidado de no dañar estos objetos al abrir el embalaje. Conserve la caja y las protecciones por si alguna vez necesita transportar el aparato.

- Póngase en contacto con su distribuidor si en caso de falta alguno de estos elementos o si observa que alguno de ellos ha resultado dañado durante el transporte.
- Emballage iXZ.....x1
- Manual de instrucciones (este documento) incluyendo garantía.....x1
- Pilas alcalinas AA.....x2

Nombres de los componentes



- Cable con clavija mini 4P**
Cable con enchufe de 3,5 mm (aprox. 500 mm de largo). Para la conexión a la toma de auriculares de un dispositivo iOS o Android*. El sonido monofónico de este dispositivo es emitido a un dispositivo iOS o Android, y el sonido de auriculares emitido desde el dispositivo iOS o Android es recibido por esta unidad.
* Se requiere una terminal de 4 polos (CTIA).
- Indicador de microfóno**
Cuando se cambia el interruptor MODE (entrada) a microfóno, este indicador empieza a parpadear. Si el indicador se pone oscuro, reemplace las pilas por nuevas.
- Interruptor MODE**
Cambie de acuerdo a la entrada. Para conectar el enchufe XLR de un microfóno, seleccione "Microfóno" (M). Si usted conecta el enchufe estándar de una guitarra, seleccione "Guitarra" (G).
Cuando no utilice, deje el interruptor apagado.
- Interruptor de alimentación fantasma**
Encienda cuando conecte un microfóno de condensador. Provee un suministro de energía para utilizar un microfóno de condensador. Cuando encendido, aparece una marca roja en la parte posterior del interruptor. Cuando utilice un microfóno de condensador, deje el interruptor apagado.
- Volumen INPUT**
Esto permite el ajuste del nivel de entrada del sonido procedente del microfóno conectado y que será emitido a un dispositivo iOS o Android.
- Terminal de entrada de microfóno/guitarra**
Para la toma combinada para XLR y mono estándar. Se puede conectar el enchufe estándar mono de una guitarra o el enchufe XLR de un microfóno.

Nota
Se recomienda utilizar un microfóno que funcione con corriente fantasma inferior a 5,0 mA.
(Tenga en cuenta que no se pueden utilizar microfónos con un enchufe de 6,3 mm con este terminal.)

- Terminal de auriculares**
Puede monitorizar la salida del sonido de auriculares de un dispositivo iOS o Android conectando unos auriculares a esta salida.

INTERFACE FÜR MIKROFON UND GITARRE

BEDIENUNGSANLEITUNG

Vielen Dank, dass Sie sich für das Mikrofon-/Gitarren-Interface TASCAM iXZ entschieden haben.

Bevor Sie das Gerät benutzen, lesen Sie sich diese Anleitung bitte aufmerksam durch. Nur so ist sichergestellt, dass Sie das Interface ordnungsgemäß anschließen und bedienen und alle Merkmale nutzen können. Bewahren Sie diese Anleitung gut auf, und geben Sie sie immer zusammen mit dem Interface weiter, da sie zum Gerät gehört. Diese Bedienungsanleitung steht auch auf der globalen TEAC-Website unter <https://teac-global.com/> oder auf der deutschen Website (<https://www.tascam.eu/de/>) zum Download zur Verfügung.

Wichtige Sicherheitshinweise

- Halten Sie das Gerät von Wasser und anderen Flüssigkeiten fern.
- Stellen Sie das Gerät niemals so auf, dass es nass werden kann.
- Trennen Sie das Gerät von der Stromversorgung bei Gewitter oder wenn Sie das Gerät längere Zeit nicht benutzen.
- Stellen Sie das Gerät nicht auf einen Leistungsverstärker oder andere Geräte, die Wärme abgeben.
- Lassen Sie Wartungsarbeiten und Reparaturen nur vom qualifizierten Fachpersonal des Kundendienstes ausführen. Bringen Sie das Gerät zum Kundendienst, wenn es beschädigt ist, Regen oder Feuchtigkeit ausgesetzt war, wenn Flüssigkeit oder Fremdkörper hinein gelangt sind, wenn es heruntergefallen ist oder nicht normal funktioniert.
- Wenn Sie das Gerät aus einer kalten Umgebung in eine warme Umgebung bringen, in einem schnell beheizbaren Raum einsetzen oder anderen plötzlichen Temperaturschwankungen aussetzen, besteht die Gefahr, dass sich Kondenswasser bildet. Um dies zu vermeiden, lassen Sie das Gerät ein bis zwei Stunden stehen, bevor Sie es benutzen.
- Reinigen Sie dieses Gerät nur mit einem trockenen Tuch.

Für Kunden in Europa

Entsorgung von Altgeräten und Batterien

- Wenn ein Symbol einer durchgereinigten Abfalltonne auf einem Produkt, der Verpackung und/oder der begleitenden Dokumentation angebracht ist, unterliegt dieses Produkt den europäischen Richtlinien 2012/19/EU und/oder 2006/66/EG sowie nationalen Gesetzen zur Umsetzung dieser Richtlinien.
- Diese Richtlinien und Gesetze schreiben vor, dass Elektro- und Elektronik-Altgeräte sowie Batterien und Akkus nicht in den Hausmüll (Restmüll) gelangen dürfen. Um die fachgerechte Entsorgung, Aufbereitung und Wiederverwertung zu gewährleisten, sind Sie verpflichtet, Altgeräte und entladene Batterien/Akkus über staatlich dafür vorgesehene Stellen zu entsorgen.
- Durch die ordnungsgemäße Entsorgung solcher Geräte und Batterien/Akkus leisten Sie einen Beitrag zur Einsparung wertvoller Rohstoffe und verhindern potenziell schädliche Auswirkungen auf die Gesundheit der Allgemeinheit und die Umwelt, die durch falsche Abfallentsorgung entstehen können. Die Entsorgung ist für Sie kostenlos.
- Enthalten Batterien/Akkus mehr als die in der Richtlinie festgelegte Menge an Blei (Pb), Quecksilber (Hg) oder Cadmium (Cd), so ist zusätzlich zur Mülltonne die entsprechende chemische Abklärung anzugeben.
- Weitere Informationen zur Wertstoffsammlung und Wiederverwertung von Altgeräten und Batterien/Akkus erhalten Sie bei ihrer Stadtverwaltung, dem für Sie zuständigen Abfallentsorgungsunternehmen oder der Verkaufsstelle, bei der Sie das Produkt erworben haben.

Überblick über das Interface

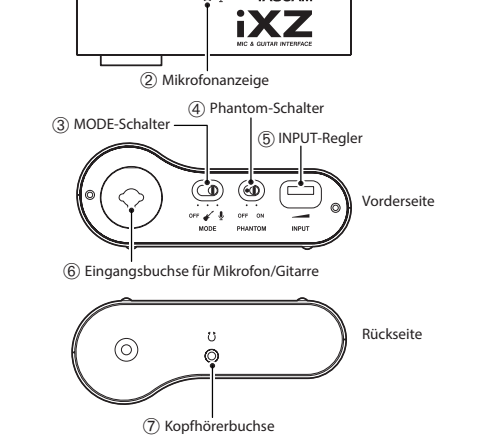
- Das iXZ ist ein Audio-Interface, das Sie mit einem iOS- oder Android-Gerät und geeigneter Aufnahme-Software verwenden können, um Tonaufnahmen mit einem Mikrofon oder einer Gitarre zu erstellen. Das iOS- oder Android-Gerät muss über eine 4-Polige Klinkenbuchse entsprechen CTIA-Standard verfügen.
- Die Kombi-Eingangsbuchse kann mit XLR- und Klinkenbuchsen verwendet werden (XLR mit Phantomspeisung).
- Das Gerät ist kompakt und transportabel und kann mit nur zwei Alkali-Batterien oder NiMH-Akkus des Typs AA (R03) betrieben werden.

Auspacken/Lieferumfang

Nun Lieferumfang dieses Produkts gehören die folgenden Bestandteile: Achten Sie beim Öffnen der Verpackung darauf, dass Sie nichts beschädigen. Bewahren Sie das Verpackungsmaterial für einen eventuellen zukünftigen Transport auf.

- Sollte etwas fehlen oder auf dem Transport beschädigt worden sein, wenden Sie sich bitte an Ihren Händler.
- iXZ.....x1
- Benutzerhandbuch (das vorliegende Dokument) Garantiehinweise.....x1
- Alkali-Batterien des Typs AA (R03).....x2

Bedienelemente und ihre Funktionen



- Verbindungskabel mit 4-poligem Miniklinkenstecker**
Verbindungskabel mit 4-poligem 3,5-mm-Miniklinkenstecker (etwa 500 mm lang). Verbinden Sie dieses Kabel mit der Kopfhörerbuchse eines iOS- oder Android-Geräts. Das andere Gerät muss über eine 4-Polige Klinkenbuchse entsprechend CTIA-Standard verfügen.

Das Interface leitet ein Mono-Signal an das iOS- oder Android-Gerät, und das iOS- oder Android-Gerät leitet sein Kopfhörersignal zurück in das Interface.

- Mikrofonanzeige**
Wenn der MODE-Schalter auf Mikrofon (M) gestellt ist, beginnt dieses Lämpchen zu blinken. Wenn das Lämpchen nur schwach leuchtet, ersetzen Sie die Batterien durch neue.

- MODE-Schalter**
Stellen Sie diesen Schalter entsprechend dem am Eingang angeschlossenen Gerät ein.

- Wählen Sie Mikrofon (M), wenn Sie ein Mikrofon mit XLR-Stecker anschließen.
- Wählen Sie Gitarre (G), wenn Sie eine Gitarre mit Standard-Klinkenstecker anschließen.
- Wählen Sie OFF, wenn Sie das Interface nicht verwenden.

- Phantom-Schalter**
Stellen Sie diesen Schalter auf ON (ein), wenn Sie ein Kondensatormikrofon angeschlossen haben, das eine Stromversorgung für den Betrieb benötigt. In Schalterstellung ON erscheint eine rote Markierung im Schalter.

- Wenn Sie kein Kondensatormikrofon verwendet wird, stellen Sie den Schalter auf OFF (aus).

- INPUT-Regler**
Hermitteln Sie den Eingangspegel des angeschlossenen Mikrofons an, bevor das Signal an das iOS- oder Android-Gerät geleitet wird.

- Mikrofon/Gitarre-Eingangsbuchse**
Dies ist eine Kombibuchse für XLR- und Standard-Mono-Klinkenstecker. Schließen Sie ein Mikrofon mit XLR-Stecker oder eine Gitarre mit Standard-Klinkenstecker (6,3 mm) an.

Wichtig
• Sie können kein Mikrofon mit Klinkenstecker mit dieser Buchse verwenden.
• Es ist ratsam, ein Mikrofon zu verwenden, das weniger als 5 mA Phantomsrom benötigt.

- Kopfhörerbuchse**
Schließen Sie hier einen Kopfhörer an, um das vom iOS- oder Android-Gerät ausgegebene Signal mitzuhören.

INTERFACCIA PER MICROFONO E CHITARRA

MANUALE DI ISTRUZIONI

Innanzitutto ti ringraziamo per avere acquistato questa interfaccia TASCAM iXZ per microfono e chitarra.

Prima di collegarla, e quindi usarla, la preghiamo di leggere a fondo questo manuale per apprendere le modalità di impostazione e collegamento nonché le molte utili e comode funzioni. Le raccomandiamo inoltre di tenere il manuale a portata di mano per qualsiasi necessità futura. È possibile scaricare questo manuale dal sito TEAC Global Site (<https://teac-global.com/>).

IMPORTANTI NORME DI SICUREZZA

- Non usare l'apparecchio vicino all'acqua.
- Pulire solo con un panno asciutto.
- Riferirsi solo a personale qualificato. La riparazione è richiesta quanto l'apparecchio è stato danneggiato in qualunque modo, come nel caso che il cordone dell'alimentatore o la spina siano stati danneggiati, l'apparecchio sia stato esposto a pioggia o umidità, non funzioni correttamente o sia stato lasciato cadere.
- Non esporre questo apparecchio a gocciolamenti o schizzi.

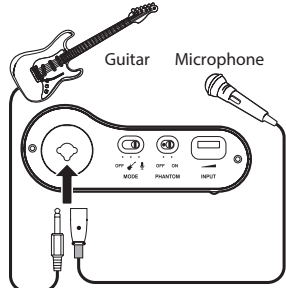
OWNER'S MANUAL

Connecting

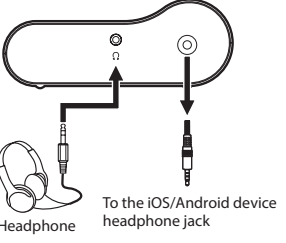
Connect a microphone or guitar to the microphone/guitar input terminal on the front, and connect the 4P mini plug cable on the rear to the headphone jack of an iOS or Android device*. Additionally, sound output can be monitored by connecting a pair of headphones to the headphone terminal on the rear. (See the diagram below)

* 4 pole terminal (CTIA) required.

Front connection example

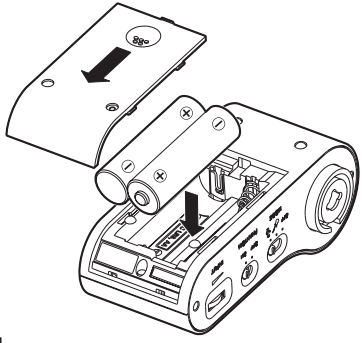


Rear connection example



Replacing the batteries

Two alkaline or nickel hydride "AA" batteries can be used in this device. Slide and remove the battery case cover on the upper surface of this device and insert two "AA" batteries, aligning their position to the Ⓢ and Ⓜ marks inside the case. Then reattach the battery case cover. (See the diagram below.)



Note
This device will operate without batteries loaded when connected using a 6.3mm plug. (You cannot use the INPUT Volume.)

Specifications

Input-Output Rating

- Microphone Input
Connector: XLR-3-31 (1: GND, 2: HOT, 3: COLD)
Input Impedance: 2.4kΩ
Input Level: -42dBu (INPUT Volume is set to the maximum)
+2dBu (INPUT Volume is set to the minimum)
Maximum Input Level: +2dBu
Guitar Input
Connector: 6.3mm (1/4") Mono standard jack
Input Impedance: 470kΩ
Maximum Input Level: -10.0dBV

- Headphone terminal
Connector: 3.5mm (1/8") Stereo mini jack
iOS or Android device connection cable
Plug: 3.5mm (1/8") 4P mini plug

Standard rating

- Power supply:
Two alkaline or nickel hydride "AA" batteries used (for microphone input) from the device.
Power consumption:
Approximately 0.32W (with phantom current 5.0mA)
Battery duration (for continuous use):
When using alkaline batteries (EVOLTA):
about 15 hours (with phantom current 5.0mA)
Dimensions:
106 x 40 x 45mm (width x height x depth)
Weight:
93g (excluding batteries)
Operation temperature:
from 5 to 40SDgrC

* Some illustrations used in the instruction manual may differ in part from the device.
* Design and specifications may change without notice due to improvements made to the device.

Cleaning the unit

Use a dry soft cloth to wipe the unit clean. Do not clean the unit with a chemically treated cloth or substances such as benzene, thinner and alcohol because they might cause damage to the surface of the unit.

Using the TEAC Global Site

You can download updates for this unit from the TEAC Global Site: https://teac-global.com/

In the TASCAM Downloads section, select the desired language to open the Downloads website page for that language.

Product registration

Customers in the USA, please visit the following TASCAM website to register your TASCAM product online (https://tascam.com/us/).

About TASCAM customer support service

TASCAM products are supported and warranted only in their country/region of purchase.
To receive support after purchase, on the TASCAM Distributors list page of the TEAC Global Site (https://teac-global.com/), search for the local company or representative for the region where you purchased the product and contact that organization.
When making inquiries, the address (URL) of the shop or web shop where it was purchased and the purchase date are required.
Moreover, the warranty card and proof of purchase might also be necessary.

WARRANTY / 保証書

In the United States

This warranty gives you specific legal rights and you may also have other rights which vary from state to state. This warranty is only valid within the country the unit was originally purchased.

WHAT IS COVERED AND WHAT IS NOT COVERED

Except as specified below, this warranty covers all defects in materials and workmanship in this product. The following are not covered by the warranty:
1. Damage to or deterioration of the external cabinet.
2. Damage resulting from accident, misuse, abuse or neglect.
3. Damage resulting from failure to perform basic daily maintenance or from calibration or otherwise resulting from failure to follow instructions contained in your owner's manual.
4. Damage occurring during shipment of the product. (Claims must be presented to the carrier.)
5. Damage resulting from repair or attempted repair by anyone other than TEAC or an authorized TASCAM service station.
6. Damage resulting from causes other than defects in materials or workmanship, including but not limited to, use of technical skill, color, or experience of the user.
7. Damage to any unit which has been altered, modified or is missing.

WHAT IS COVERED UNDER THE WARRANTY

This warranty may be voided only by the original purchaser. This warranty is not valid if the product was purchased through an unauthorized dealer.

LENGTH OF WARRANTY

All parts except heads and disk drives are warranted for one (1) year from the date of original purchase. Heads and disk drives are warranted for ninety (90) days from date of original purchase. Labor is warranted for ninety (90) days from date of original purchase.

WHAT WE WILL PAY FOR

We will pay all labor and material expenses for items covered by the warranty. Payment of shipping charges is discussed in the next section of this warranty.

HOW YOU CAN GET WARRANTY SERVICE

Your unit must be serviced by an authorized TASCAM service station in the United States. (This warranty is not enforceable outside the U.S.) If you are unable to locate an authorized TASCAM service station in your area, please contact us. We will refer you to an authorized service station or instruct

you to return the unit to the factory. Whenever warranty service is required, you must present a copy of the original dated sales receipt from an Authorized TASCAM Dealer. You must pay any shipping charges if it is necessary to ship the product to service. However, if the necessary repairs are covered by the warranty, we will pay return surface shipping charges to any destination within the United States.

LIMITATION OF IMPLIED WARRANTIES

Any implied warranties, INCLUDING WARRANTIES OF MERCHANTABILITY AND FITNESS FOR A PARTICULAR PURPOSE, are limited in duration to the length of this warranty.

EXCLUSION OF DAMAGES

TEAC's liability for any defective product is limited to repair or replacement of the product, at TEAC's option. TEAC shall not be liable for consequential or incidental damages.

TO LOCATE A SERVICE CENTER

If you have a problem, please contact the dealer where you bought the product. Ce produit est sujet aux réglementations concernant la garantie légale dans le pays d'achat. En cas de défaut ou de problème, veuillez contacter le revendeur chez qui vous avez acheté le produit. Dieses Gerät unterliegt den gesetzlichen Gewährleistungsbestimmungen des Landes, in dem es erworben wurde. Bitte wenden Sie sich an den Händler, bei dem Sie das Produkt gekauft haben, und das Kaufdatum an.

LENGTH OF WARRANTY

All parts except heads and disk drives are warranted for one (1) year from the date of original purchase. Heads and disk drives are warranted for ninety (90) days from date of original purchase. Labor is warranted for ninety (90) days from date of original purchase.

WHAT WE WILL PAY FOR

We will pay all labor and material expenses for items covered by the warranty. Payment of shipping charges is discussed in the next section of this warranty.

HOW YOU CAN GET WARRANTY SERVICE

Your unit must be serviced by an authorized TASCAM service station in the United States. (This warranty is not enforceable outside the U.S.) If you are unable to locate an authorized TASCAM service station in your area, please contact us. We will refer you to an authorized service station or instruct

you to return the unit to the factory. Whenever warranty service is required, you must present a copy of the original dated sales receipt from an Authorized TASCAM Dealer. You must pay any shipping charges if it is necessary to ship the product to service. However, if the necessary repairs are covered by the warranty, we will pay return surface shipping charges to any destination within the United States.

LIMITATION OF IMPLIED WARRANTIES
Any implied warranties, INCLUDING WARRANTIES OF MERCHANTABILITY AND FITNESS FOR A PARTICULAR PURPOSE, are limited in duration to the length of this warranty.

EXCLUSION OF DAMAGES

TEAC's liability for any defective product is limited to repair or replacement of the product, at TEAC's option. TEAC shall not be liable for consequential or incidental damages.

TO LOCATE A SERVICE CENTER

If you have a problem, please contact the dealer where you bought the product. Ce produit est sujet aux réglementations concernant la garantie légale dans le pays d'achat. En cas de défaut ou de problème, veuillez contacter le revendeur chez qui vous avez acheté le produit. Dieses Gerät unterliegt den gesetzlichen Gewährleistungsbestimmungen des Landes, in dem es erworben wurde. Bitte wenden Sie sich an den Händler, bei dem Sie das Produkt gekauft haben, und das Kaufdatum an.

LENGTH OF WARRANTY

All parts except heads and disk drives are warranted for one (1) year from the date of original purchase. Heads and disk drives are warranted for ninety (90) days from date of original purchase. Labor is warranted for ninety (90) days from date of original purchase.

WHAT WE WILL PAY FOR

We will pay all labor and material expenses for items covered by the warranty. Payment of shipping charges is discussed in the next section of this warranty.

HOW YOU CAN GET WARRANTY SERVICE

Your unit must be serviced by an authorized TASCAM service station in the United States. (This warranty is not enforceable outside the U.S.) If you are unable to locate an authorized TASCAM service station in your area, please contact us. We will refer you to an authorized service station or instruct

you to return the unit to the factory. Whenever warranty service is required, you must present a copy of the original dated sales receipt from an Authorized TASCAM Dealer. You must pay any shipping charges if it is necessary to ship the product to service. However, if the necessary repairs are covered by the warranty, we will pay return surface shipping charges to any destination within the United States.

LIMITATION OF IMPLIED WARRANTIES
Any implied warranties, INCLUDING WARRANTIES OF MERCHANTABILITY AND FITNESS FOR A PARTICULAR PURPOSE, are limited in duration to the length of this warranty.

EXCLUSION OF DAMAGES

TEAC's liability for any defective product is limited to repair or replacement of the product, at TEAC's option. TEAC shall not be liable for consequential or incidental damages.

TO LOCATE A SERVICE CENTER

If you have a problem, please contact the dealer where you bought the product. Ce produit est sujet aux réglementations concernant la garantie légale dans le pays d'achat. En cas de défaut ou de problème, veuillez contacter le revendeur chez qui vous avez acheté le produit. Dieses Gerät unterliegt den gesetzlichen Gewährleistungsbestimmungen des Landes, in dem es erworben wurde. Bitte wenden Sie sich an den Händler, bei dem Sie das Produkt gekauft haben, und das Kaufdatum an.

LENGTH OF WARRANTY

All parts except heads and disk drives are warranted for one (1) year from the date of original purchase. Heads and disk drives are warranted for ninety (90) days from date of original purchase. Labor is warranted for ninety (90) days from date of original purchase.

WHAT WE WILL PAY FOR

We will pay all labor and material expenses for items covered by the warranty. Payment of shipping charges is discussed in the next section of this warranty.

HOW YOU CAN GET WARRANTY SERVICE

Your unit must be serviced by an authorized TASCAM service station in the United States. (This warranty is not enforceable outside the U.S.) If you are unable to locate an authorized TASCAM service station in your area, please contact us. We will refer you to an authorized service station or instruct

you to return the unit to the factory. Whenever warranty service is required, you must present a copy of the original dated sales receipt from an Authorized TASCAM Dealer. You must pay any shipping charges if it is necessary to ship the product to service. However, if the necessary repairs are covered by the warranty, we will pay return surface shipping charges to any destination within the United States.

LIMITATION OF IMPLIED WARRANTIES
Any implied warranties, INCLUDING WARRANTIES OF MERCHANTABILITY AND FITNESS FOR A PARTICULAR PURPOSE, are limited in duration to the length of this warranty.

EXCLUSION OF DAMAGES

TEAC's liability for any defective product is limited to repair or replacement of the product, at TEAC's option. TEAC shall not be liable for consequential or incidental damages.

TO LOCATE A SERVICE CENTER

If you have a problem, please contact the dealer where you bought the product. Ce produit est sujet aux réglementations concernant la garantie légale dans le pays d'achat. En cas de défaut ou de problème, veuillez contacter le revendeur chez qui vous avez acheté le produit. Dieses Gerät unterliegt den gesetzlichen Gewährleistungsbestimmungen des Landes, in dem es erworben wurde. Bitte wenden Sie sich an den Händler, bei dem Sie das Produkt gekauft haben, und das Kaufdatum an.

LENGTH OF WARRANTY

All parts except heads and disk drives are warranted for one (1) year from the date of original purchase. Heads and disk drives are warranted for ninety (90) days from date of original purchase. Labor is warranted for ninety (90) days from date of original purchase.

WHAT WE WILL PAY FOR

We will pay all labor and material expenses for items covered by the warranty. Payment of shipping charges is discussed in the next section of this warranty.

HOW YOU CAN GET WARRANTY SERVICE

Your unit must be serviced by an authorized TASCAM service station in the United States. (This warranty is not enforceable outside the U.S.) If you are unable to locate an authorized TASCAM service station in your area, please contact us. We will refer you to an authorized service station or instruct

you to return the unit to the factory. Whenever warranty service is required, you must present a copy of the original dated sales receipt from an Authorized TASCAM Dealer. You must pay any shipping charges if it is necessary to ship the product to service. However, if the necessary repairs are covered by the warranty, we will pay return surface shipping charges to any destination within the United States.

LIMITATION OF IMPLIED WARRANTIES
Any implied warranties, INCLUDING WARRANTIES OF MERCHANTABILITY AND FITNESS FOR A PARTICULAR PURPOSE, are limited in duration to the length of this warranty.

EXCLUSION OF DAMAGES

TEAC's liability for any defective product is limited to repair or replacement of the product, at TEAC's option. TEAC shall not be liable for consequential or incidental damages.

TO LOCATE A SERVICE CENTER

If you have a problem, please contact the dealer where you bought the product. Ce produit est sujet aux réglementations concernant la garantie légale dans le pays d'achat. En cas de défaut ou de problème, veuillez contacter le revendeur chez qui vous avez acheté le produit. Dieses Gerät unterliegt den gesetzlichen Gewährleistungsbestimmungen des Landes, in dem es erworben wurde. Bitte wenden Sie sich an den Händler, bei dem Sie das Produkt gekauft haben, und das Kaufdatum an.

LENGTH OF WARRANTY

All parts except heads and disk drives are warranted for one (1) year from the date of original purchase. Heads and disk drives are warranted for ninety (90) days from date of original purchase. Labor is warranted for ninety (90) days from date of original purchase.

WHAT WE WILL PAY FOR

We will pay all labor and material expenses for items covered by the warranty. Payment of shipping charges is discussed in the next section of this warranty.

HOW YOU CAN GET WARRANTY SERVICE

Your unit must be serviced by an authorized TASCAM service station in the United States. (This warranty is not enforceable outside the U.S.) If you are unable to locate an authorized TASCAM service station in your area, please contact us. We will refer you to an authorized service station or instruct

you to return the unit to the factory. Whenever warranty service is required, you must present a copy of the original dated sales receipt from an Authorized TASCAM Dealer. You must pay any shipping charges if it is necessary to ship the product to service. However, if the necessary repairs are covered by the warranty, we will pay return surface shipping charges to any destination within the United States.

LIMITATION OF IMPLIED WARRANTIES
Any implied warranties, INCLUDING WARRANTIES OF MERCHANTABILITY AND FITNESS FOR A PARTICULAR PURPOSE, are limited in duration to the length of this warranty.

EXCLUSION OF DAMAGES

TEAC's liability for any defective product is limited to repair or replacement of the product, at TEAC's option. TEAC shall not be liable for consequential or incidental damages.

TO LOCATE A SERVICE CENTER

If you have a problem, please contact the dealer where you bought the product. Ce produit est sujet aux réglementations concernant la garantie légale dans le pays d'achat. En cas de défaut ou de problème, veuillez contacter le revendeur chez qui vous avez acheté le produit. Dieses Gerät unterliegt den gesetzlichen Gewährleistungsbestimmungen des Landes, in dem es erworben wurde. Bitte wenden Sie sich an den Händler, bei dem Sie das Produkt gekauft haben, und das Kaufdatum an.

LENGTH OF WARRANTY

All parts except heads and disk drives are warranted for one (1) year from the date of original purchase. Heads and disk drives are warranted for ninety (90) days from date of original purchase. Labor is warranted for ninety (90) days from date of original purchase.

WHAT WE WILL PAY FOR

We will pay all labor and material expenses for items covered by the warranty. Payment of shipping charges is discussed in the next section of this warranty.

HOW YOU CAN GET WARRANTY SERVICE

Your unit must be serviced by an authorized TASCAM service station in the United States. (This warranty is not enforceable outside the U.S.) If you are unable to locate an authorized TASCAM service station in your area, please contact us. We will refer you to an authorized service station or instruct

you to return the unit to the factory. Whenever warranty service is required, you must present a copy of the original dated sales receipt from an Authorized TASCAM Dealer. You must pay any shipping charges if it is necessary to ship the product to service. However, if the necessary repairs are covered by the warranty, we will pay return surface shipping charges to any destination within the United States.

LIMITATION OF IMPLIED WARRANTIES
Any implied warranties, INCLUDING WARRANTIES OF MERCHANTABILITY AND FITNESS FOR A PARTICULAR PURPOSE, are limited in duration to the length of this warranty.

EXCLUSION OF DAMAGES

TEAC's liability for any defective product is limited to repair or replacement of the product, at TEAC's option. TEAC shall not be liable for consequential or incidental damages.

TO LOCATE A SERVICE CENTER

If you have a problem, please contact the dealer where you bought the product. Ce produit est sujet aux réglementations concernant la garantie légale dans le pays d'achat. En cas de défaut ou de problème, veuillez contacter le revendeur chez qui vous avez acheté le produit. Dieses Gerät unterliegt den gesetzlichen Gewährleistungsbestimmungen des Landes, in dem es erworben wurde. Bitte wenden Sie sich an den Händler, bei dem Sie das Produkt gekauft haben, und das Kaufdatum an.

LENGTH OF WARRANTY

All parts except heads and disk drives are warranted for one (1) year from the date of original purchase. Heads and disk drives are warranted for ninety (90) days from date of original purchase. Labor is warranted for ninety (90) days from date of original purchase.

WHAT WE WILL PAY FOR

We will pay all labor and material expenses for items covered by the warranty. Payment of shipping charges is discussed in the next section of this warranty.

HOW YOU CAN GET WARRANTY SERVICE

Your unit must be serviced by an authorized TASCAM service station in the United States. (This warranty is not enforceable outside the U.S.) If you are unable to locate an authorized TASCAM service station in your area, please contact us. We will refer you to an authorized service station or instruct

you to return the unit to the factory. Whenever warranty service is required, you must present a copy of the original dated sales receipt from an Authorized TASCAM Dealer. You must pay any shipping charges if it is necessary to ship the product to service. However, if the necessary repairs are covered by the warranty, we will pay return surface shipping charges to any destination within the United States.

LIMITATION OF IMPLIED WARRANTIES
Any implied warranties, INCLUDING WARRANTIES OF MERCHANTABILITY AND FITNESS FOR A PARTICULAR PURPOSE, are limited in duration to the length of this warranty.

EXCLUSION OF DAMAGES

TEAC's liability for any defective product is limited to repair or replacement of the product, at TEAC's option. TEAC shall not be liable for consequential or incidental damages.

TO LOCATE A SERVICE CENTER

If you have a problem, please contact the dealer where you bought the product. Ce produit est sujet aux réglementations concernant la garantie légale dans le pays d'achat. En cas de défaut ou de problème, veuillez contacter le revendeur chez qui vous avez acheté le produit. Dieses Gerät unterliegt den gesetzlichen Gewährleistungsbestimmungen des Landes, in dem es erworben wurde. Bitte wenden Sie sich an den Händler, bei dem Sie das Produkt gekauft haben, und das Kaufdatum an.

LENGTH OF WARRANTY

All parts except heads and disk drives are warranted for one (1) year from the date of original purchase. Heads and disk drives are warranted for ninety (90) days from date of original purchase. Labor is warranted for ninety (90) days from date of original purchase.

WHAT WE WILL PAY FOR

We will pay all labor and material expenses for items covered by the warranty. Payment of shipping charges is discussed in the next section of this warranty.

HOW YOU CAN GET WARRANTY SERVICE

Your unit must be serviced by an authorized TASCAM service station in the United States. (This warranty is not enforceable outside the U.S.) If you are unable to locate an authorized TASCAM service station in your area, please contact us. We will refer you to an authorized service station or instruct

you to return the unit to the factory. Whenever warranty service is required, you must present a copy of the original dated sales receipt from an Authorized TASCAM Dealer. You must pay any shipping charges if it is necessary to ship the product to service. However, if the necessary repairs are covered by the warranty, we will pay return surface shipping charges to any destination within the United States.

LIMITATION OF IMPLIED WARRANTIES
Any implied warranties, INCLUDING WARRANTIES OF MERCHANTABILITY AND FITNESS FOR A PARTICULAR PURPOSE, are limited in duration to the length of this warranty.

EXCLUSION OF DAMAGES

TEAC's liability for any defective product is limited to repair or replacement of the product, at TEAC's option. TEAC shall not be liable for consequential or incidental damages.

TO LOCATE A SERVICE CENTER

If you have a problem, please contact the dealer where you bought the product. Ce produit est sujet aux réglementations concernant la garantie légale dans le pays d'achat. En cas de défaut ou de problème, veuillez contacter le revendeur chez qui vous avez acheté le produit. Dieses Gerät unterliegt den gesetzlichen Gewährleistungsbestimmungen des Landes, in dem es erworben wurde. Bitte wenden Sie sich an den Händler, bei dem Sie das Produkt gekauft haben, und das Kaufdatum an.

LENGTH OF WARRANTY

All parts except heads and disk drives are warranted for one (1) year from the date of original purchase. Heads and disk drives are warranted for ninety (90) days from date of original purchase. Labor is warranted for ninety (90) days from date of original purchase.

WHAT WE WILL PAY FOR

We will pay all labor and material expenses for items covered by the warranty. Payment of shipping charges is discussed in the next section of this warranty.

HOW YOU CAN GET WARRANTY SERVICE

Your unit must be serviced by an authorized TASCAM service station in the United States. (This warranty is not enforceable outside the U.S.) If you are unable to locate an authorized TASCAM service station in your area, please contact us. We will refer you to an authorized service station or instruct

you to return the unit to the factory. Whenever warranty service is required, you must present a copy of the original dated sales receipt from an Authorized TASCAM Dealer. You must pay any shipping charges if it is necessary to ship the product to service. However, if the necessary repairs are covered by the warranty, we will pay return surface shipping charges to any destination within the United States.

LIMITATION OF IMPLIED WARRANTIES
Any implied warranties, INCLUDING WARRANTIES OF MERCHANTABILITY AND FITNESS FOR A PARTICULAR PURPOSE, are limited in duration to the length of this warranty.

EXCLUSION OF DAMAGES

TEAC's liability for any defective product is limited to repair or replacement of the product, at TEAC's option. TEAC shall not be liable for consequential or incidental damages.

TO LOCATE A SERVICE CENTER

If you have a problem, please contact the dealer where you bought the product. Ce produit est sujet aux réglementations concernant la garantie légale dans le pays d'achat. En cas de défaut ou de problème, veuillez contacter le revendeur chez qui vous avez acheté le produit. Dieses Gerät unterliegt den gesetzlichen Gewährleistungsbestimmungen des Landes, in dem es erworben wurde. Bitte wenden Sie sich an den Händler, bei dem Sie das Produkt gekauft haben, und das Kaufdatum an.

LENGTH OF WARRANTY

All parts except heads and disk drives are warranted for one (1) year from the date of original purchase. Heads and disk drives are warranted for ninety (90) days from date of original purchase. Labor is warranted for ninety (90) days from date of original purchase.

WHAT WE WILL PAY FOR

We will pay all labor and material expenses for items covered by the warranty. Payment of shipping charges is discussed in the next section of this warranty.

HOW YOU CAN GET WARRANTY SERVICE

Your unit must be serviced by an authorized TASCAM service station in the United States. (This warranty is not enforceable outside the U.S.) If you are unable to locate an authorized TASCAM service station in your area, please contact us. We will refer you to an authorized service station or instruct

you to return the unit to the factory. Whenever warranty service is required, you must present a copy of the original dated sales receipt from an Authorized TASCAM Dealer. You must pay any shipping charges if it is necessary to ship the product to service. However, if the necessary repairs are covered by the warranty, we will pay return surface shipping charges to any destination within the United States.

LIMITATION OF IMPLIED WARRANTIES
Any implied warranties, INCLUDING WARRANTIES OF MERCHANTABILITY AND FITNESS FOR A PARTICULAR PURPOSE, are limited in duration to the length of this warranty.

EXCLUSION OF DAMAGES

TEAC's liability for any defective product is limited to repair or replacement of the product, at TEAC's option. TEAC shall not be liable for consequential or incidental damages.

TO LOCATE A SERVICE CENTER

If you have a problem, please contact the dealer where you bought the product. Ce produit est sujet aux réglementations concernant la garantie légale dans le pays d'achat. En cas de défaut ou de problème, veuillez contacter le revendeur chez qui vous avez acheté le produit. Dieses Gerät unterliegt den gesetzlichen Gewährleistungsbestimmungen des Landes, in dem es erworben wurde. Bitte wenden Sie sich an den Händler, bei dem Sie das Produkt gekauft haben, und das Kaufdatum an.

LENGTH OF WARRANTY

All parts except heads and disk drives are warranted for one (1) year from the date of original purchase. Heads and disk drives are warranted for ninety (90) days from date of original purchase. Labor is warranted for ninety (90) days from date of original purchase.

WHAT WE WILL PAY FOR

We will pay all labor and material expenses for items covered by the warranty. Payment of shipping charges is discussed in the next section of this warranty.

HOW YOU CAN GET WARRANTY SERVICE

Your unit must be serviced by an authorized TASCAM service station in the United States. (This warranty is not enforceable outside the U.S.) If you are unable to locate an authorized TASCAM service station in your area, please contact us. We will refer you to an authorized service station or instruct

you to return the unit to the factory. Whenever warranty service is required, you must present a copy of the original dated sales receipt from an Authorized TASCAM Dealer. You must pay any shipping charges if it is necessary to ship the product to service. However, if the necessary repairs are covered by the warranty, we will pay return surface shipping charges to any destination within the United States.

LIMITATION OF IMPLIED WARRANTIES
Any implied warranties, INCLUDING WARRANTIES OF MERCHANTABILITY AND FITNESS FOR A PARTICULAR PURPOSE, are limited in duration to the length of this warranty.

EXCLUSION OF DAMAGES

TEAC's liability for any defective product is limited to repair or replacement of the product, at TEAC's option. TEAC shall not be liable for consequential or incidental damages.

TO LOCATE A SERVICE CENTER

If you have a problem, please contact the dealer where you bought the product. Ce produit est sujet aux réglementations concernant la garantie légale dans le pays d'achat. En cas de défaut ou de problème, veuillez